

## Industrial Indicators of the Buenos Aires Province

This report presents the results for the month of  
March 2013.

May 10, 2013

## Summary

In March 2013, seven of the fourteen activities included in the Industrial Indicators of the Buenos Aires Province showed year-over-year increases in their levels of production. The highest increases were: Manufacture of passenger and freight transport vehicles (121.3%), Production of cookies and cakes (42.3%), Manufacture of Pickups trucks (22.2%), Manufacture of family cars and minivans (11.1%), Production of cement (5.8%) and Manufacture of refined petroleum (5.0%).

Conversely, Production of cold cuts, Production and processing of poultry and Production of beer, malt liquors and malt declines of 17.0%, 13.4%, and 12.1% respectively.

The following tables show the monthly, year-over-year and accumulated variation of the selected activities.

**Table 1**

Activity	Variation of selected activities March 2013		
	Monthly	Y/Y	Accumulated
Production and processing of poultry	▲	▼	▼
Production of cold cuts	▲	▼	▼
Production of milk and dried milk products	▲	▼	▼
Grinding wheat	▲	▼	▼
Production of cookies and cakes	▲	▲	▲
Production of beer, malt liquors and malt	▼	▼	▼
Production of cigarettes and tobacco products n.e.c.	▲	▼	▼
Edition of newspapers, magazines and periodicals publications	▼	▼	▼
Manufacture of refined petroleum	▲	▲	▲
Production of cement	▲	▲	▲
Manufacture of basic iron and steel	▲	▲	▼
Manufacture of family cars and minivans	▲	▲	▲
Manufacture of pickup trucks	▲	▲	▲
Manufacture of passenger and freight transport vehicles	▲	▲	▲

Provisional data.

Source: Dirección Provincial de Estadística (DPE).

**Table 2**  
**Activities grouped according to their Y/Y variation and accumulated variation**  
**March 2013**

Accumulated variations (Jan-Mar)		
Sign	+	-
Y/Y variations (March)	+ Production of cookies and cakes Manufacture of refined petroleum Production of cement Manufacture of family cars and minivans Manufacture of pickup trucks Manufacture of passenger and freight transport vehicles	- Manufacture of basic iron and steel
-		Production and processing of poultry Production of cold cuts Production of milk and dried milk products Grinding wheat Production of beer, malt liquors and malt Production of cigarettes and tobacco products n.e.c. Edition of newspapers, magazines and periodicals publications

Provisional data.

Source: Dirección Provincial de Estadística (DPE).

## Variation of the Industry in March 2013 for selected activities

This report show the performance of 12 activities, divided into 14 series that include: Production and processing of poultry; Production of cold cuts; Production of milk and dried milk products; Grinding wheat; Production of cookies and cakes; Production of beer, malt liquors and malt; Production of cigarettes and tobacco products n.e.c.; Edition of newspapers, magazines and periodicals publications; Manufacture of refined petroleum; Production of cement; Manufacture of basic iron and steel; Manufacture of family cars and minivans; Manufacture of pickup trucks<sup>1</sup> and Manufacture of passenger and freight transport vehicles.

Table 3 shows percentage variations (monthly, year-over-year, and accumulated) of the selected series for March 2013.

**Table 3**  
Percentage variations  
March 2013

Clnae Code 1997	Activity	Percentage Variations		
		Monthly	Y/Y	Accumulated to March 2013 inter-annual
15112	Production and processing of poultry	1.6	-13.4	-3.1
15113	Production of cold cuts	3.8	-17.0	-6.2
15201	Production of milk and dried milk products	12.1	-7.2	-6.1
15311	Grinding wheat	10.8	-5.7	-10.0
15411	Production of cookies and cakes	37.0	42.3	12.0
15530	Production of beer, malt liquors and malt	-8.6	-12.1	-1.8
16009	Production of cigarettes and tobacco products n.e.c.	11.3	-7.9	-2.0
22120	Edition of newspapers, magazines and periodicals publications	-0.2	-6.7	-8.3
23200	Manufacture of refined petroleum	15.5	5.0	1.5
26941	Production of cement	18.4	5.8	2.0
27100	Manufacture of basic iron and steel	48.2	0.4	-27.5
34100	Manufacture of Automobiles			
	Family cars and minivans	56.4	11.1	5.4
	Pickup trucks	24.4	22.2	8.1
	Passenger and freight transport vehicles	29.9	121.3	138.1

Provisional data.

Source: Dirección Provincial de Estadística (DPE)

<sup>1</sup>This category also includes some models of family cars whose interior are adapted to carry some cargo.

Table 4 shows the evolution of the selected series (in index values) for the period 2008 – March 2013.

<b>Table 4</b>							
<b>Annual and Monthly Indexes</b>							
<b>Base year 1999=100</b>							
Period	Production and processing of poultry	Production of cold cuts	Production of milk and dried milk products	Grinding wheat	Production of cookies and cakes	Production of beer, malt liquors and malt	Production of cigarettes and tobacco products n.e.c.
2008	149.13	115.84	116.96	101.84	172.63	121.50	95.18
2009	163.27	118.74	115.54	98.03	193.05	123.31	99.31
2010	174.08	120.28	117.58	100.19	202.26	129.52	108.61
2011	192.76	126.35	113.86	95.91	203.12	134.81	107.75
<b>2012</b>							
Jan-12	212.79	136.76	112.64	97.13	200.12	186.44	119.02
Feb-12	176.04	121.30	108.90	78.78	197.21	162.53	107.58
Mar-12	220.32	144.10	119.47	92.70	168.26	159.82	128.35
Apr-12	178.69	116.48	111.36	85.21	209.35	125.02	104.35
May-12	210.98	136.08	121.15	105.37	231.03	102.25	118.16
Jun-12	200.49	139.80	123.21	94.58	194.65	77.55	102.77
Jul-12	189.96	140.41	118.86	105.66	158.89	99.04	115.58
Aug-12	218.34	143.33	120.91	101.31	193.11	122.83	114.73
Sep-12	195.68	124.99	106.96	86.69	241.92	116.92	102.23
Oct-12	230.02	135.74	114.08	96.81	270.73	154.93	118.27
Nov-12	208.63	129.68	109.12	81.93	258.17	152.56	115.70
Dic-12	225.92	134.06	104.68	70.96	174.21	175.72	104.09
<b>2013</b>							
Jan-13	211.74	142.30	110.44	75.59	219.22	205.21	123.47
Feb-13	187.83	115.25	98.90	78.87	174.85	153.74	106.21
Mar-13	190.89	119.67	110.84	87.41	239.48	140.53	118.20

Continue...

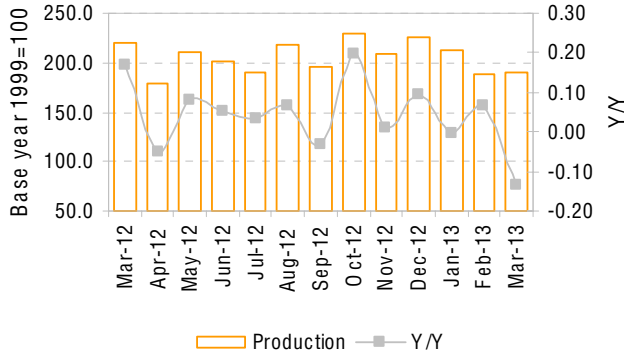
**Table 4**  
**Annual and Monthly Indexes**  
**Base year 1999=100**

Period	Edition of newspapers, magazines and periodicals publications	Manufacture of refined petroleum	Production of cement	Manufacture of basic iron and steel	Manufacture of Automobiles		
					Family, minivans	Pickup trucks	Passen. freight transport
2008	228.59	100.21	167.78	129.99	231.86	244.62	319.06
2009	223.09	93.96	151.03	102.81	181.89	198.85	126.02
2010	211.30	98.36	163.43	127.53	229.33	320.66	158.80
2011	208.94	96.41	186.28	140.91	256.76	391.19	178.52
<b>2012</b>							
Jan-12	205.87	98.42	173.88	144.26	115.08	263.85	27.44
Feb-12	206.31	93.40	137.72	133.48	190.84	326.95	51.51
Mar-12	200.70	100.94	170.49	140.14	241.32	376.59	99.90
Apr-12	204.81	92.37	167.29	139.32	223.61	327.56	116.34
May-12	197.19	94.98	159.54	130.18	194.19	424.93	231.76
Jun-12	197.85	96.64	167.81	127.68	146.38	431.77	121.44
Jul-12	195.25	103.50	172.47	86.24	292.75	483.41	203.63
Aug-12	191.48	103.56	141.09	70.58	300.49	531.27	206.06
Sep-12	194.21	104.95	184.92	72.33	258.88	501.33	208.37
Oct-12	194.76	103.55	171.90	73.96	276.11	535.25	221.34
Nov-12	188.58	102.89	180.24	69.72	272.86	492.89	213.24
Dic-12	191.32	108.31	159.97	64.78	220.61	359.78	181.63
<b>2013</b>							
Jan-13	187.24	98.96	159.25	67.48	137.19	215.72	34.61
Feb-13	187.70	91.83	152.33	94.89	171.40	369.81	170.17
Mar-13	187.30	106.03	180.39	140.67	268.08	460.06	221.11

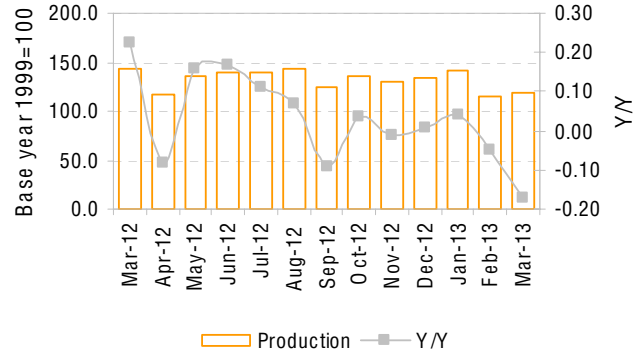
Provisional data.

Source: Dirección Provincial de Estadística (DPE).

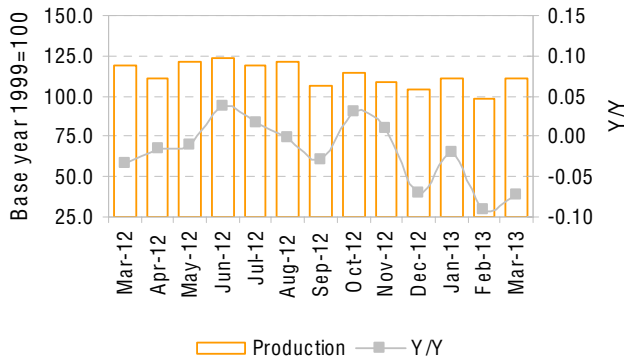
Production and processing of poultry



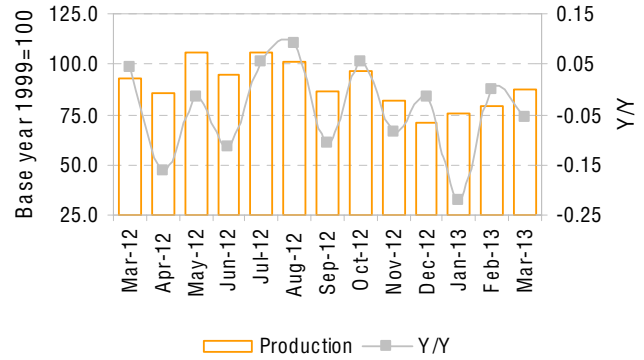
Production of cold cuts



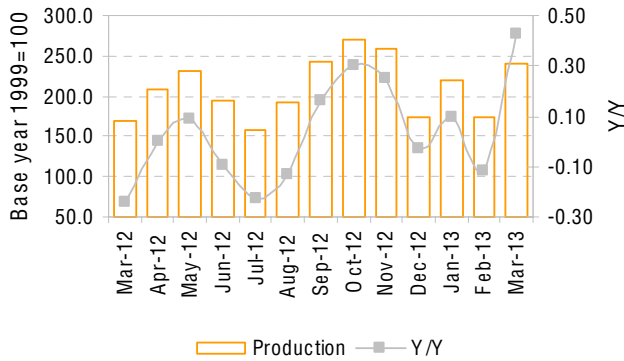
Production of milk and dried milk products



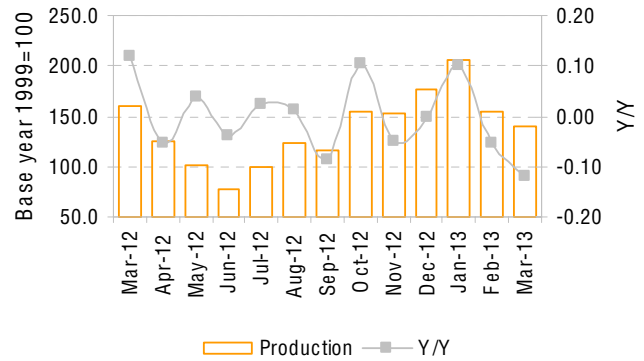
Grinding wheat



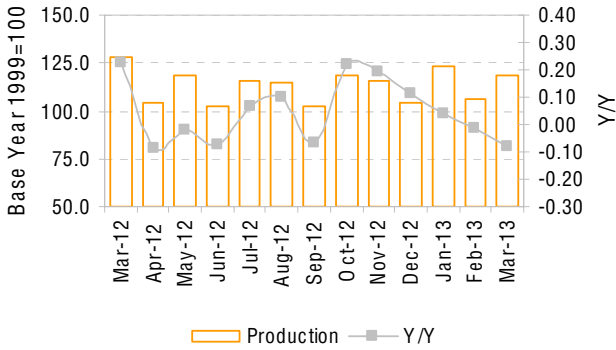
Production of cookies and cakes



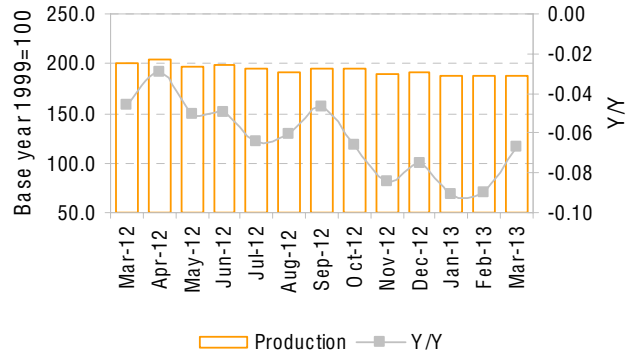
Production of beer, malt liquors and malt



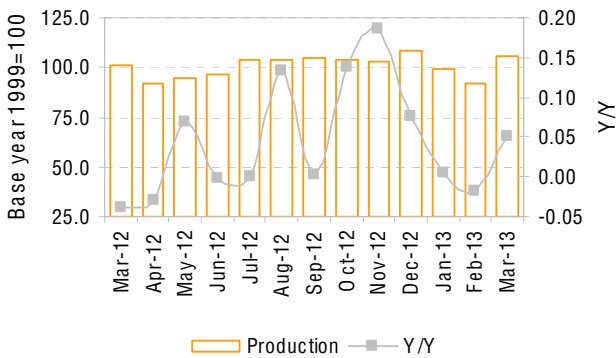
Production of cigarettes and tobacco products  
n.e.c



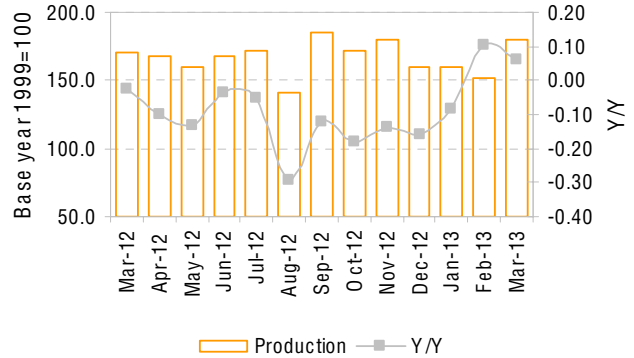
Edition of newspapers, magazines and periodicals  
publications



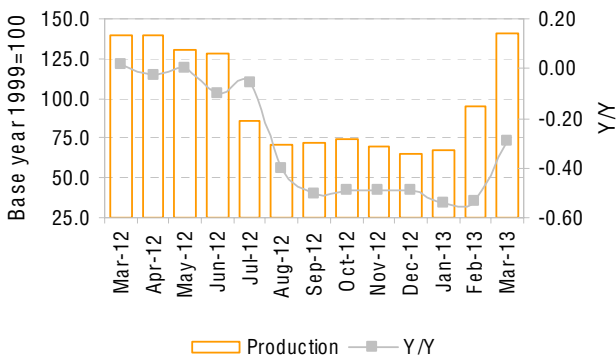
Manufacture of refined petroleum



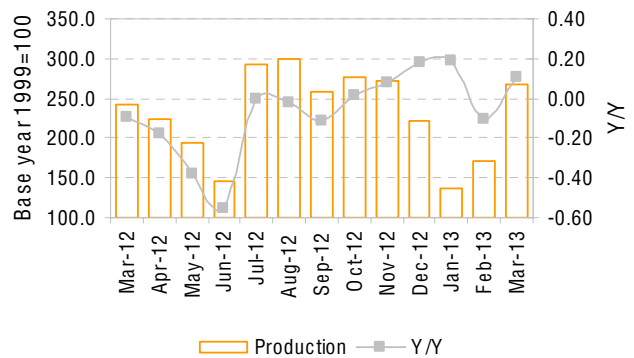
Production of cement



Manufacture of basic iron and steel

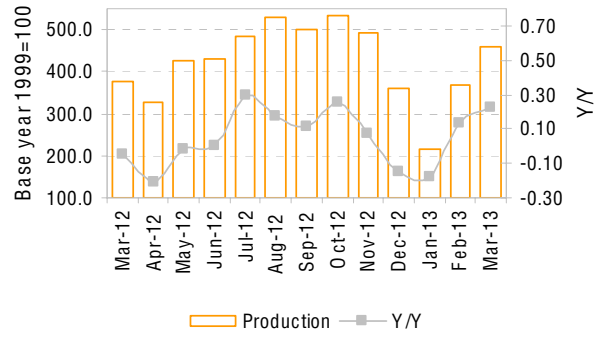


Manufacture of family cars and minivans





Manufacture of pickup trucks



Manufacture of passenger and freight transport vehicles

